



DEFENDER II™

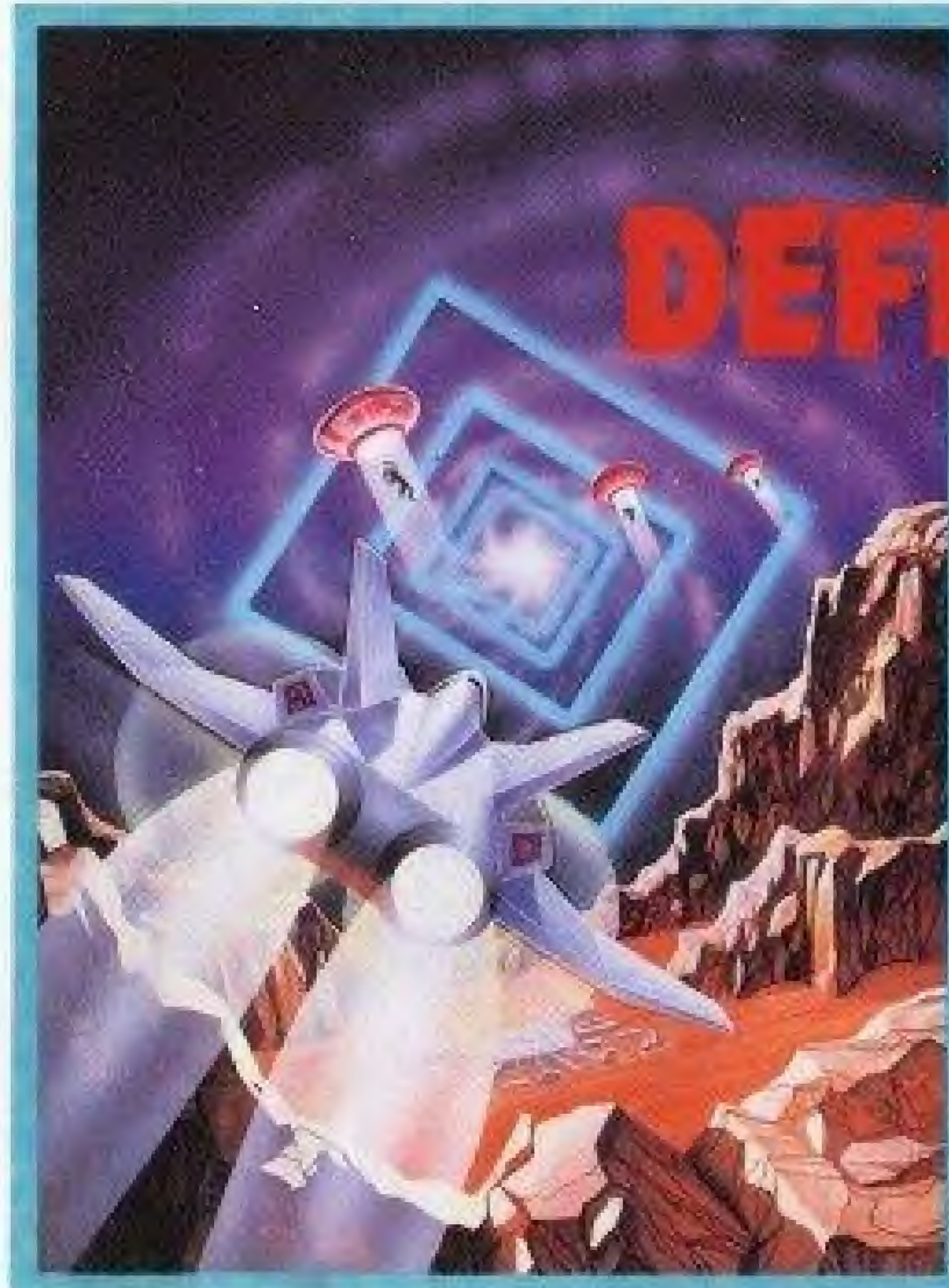
TM AND © WILLIAMS ELECTRONICS GAMES, INC. 1981

© HAL AMERICA, INC. 1988

ALL RIGHTS RESERVED

SUBLICENSED FROM ATARI CORPORATION BY
HAL LABORATORY

Printed in Japan



HOW TO PLAY
DEFENDER II™




108950





This game is licensed by Nintendo for play on the



Nintendo® and Nintendo Entertainment System® are trademarks of Nintendo of America Inc.

CARE FOR YOUR GAME

- 1) Always make sure the power is off when inserting or removing the game pak from your computer.
- 2) This is a high precision game pak. Avoid subjecting it to extreme temperatures or shock. Store at room temperatures. Never attempt to dismantle or open game pak.
- 3) Do not touch the terminal leads or allow them to come in contact with water or the game circuitry will be damaged.
- 4) Never insert your fingers or any metal objects into the terminal portion of the computer. This can result in malfunction or damage.

THANK YOU

for selecting this exciting arcade classic hit from HAL AMERICA, INC., "HAL". Please read this instruction booklet to ensure proper handling of your new game, and then save the booklet for future reference.



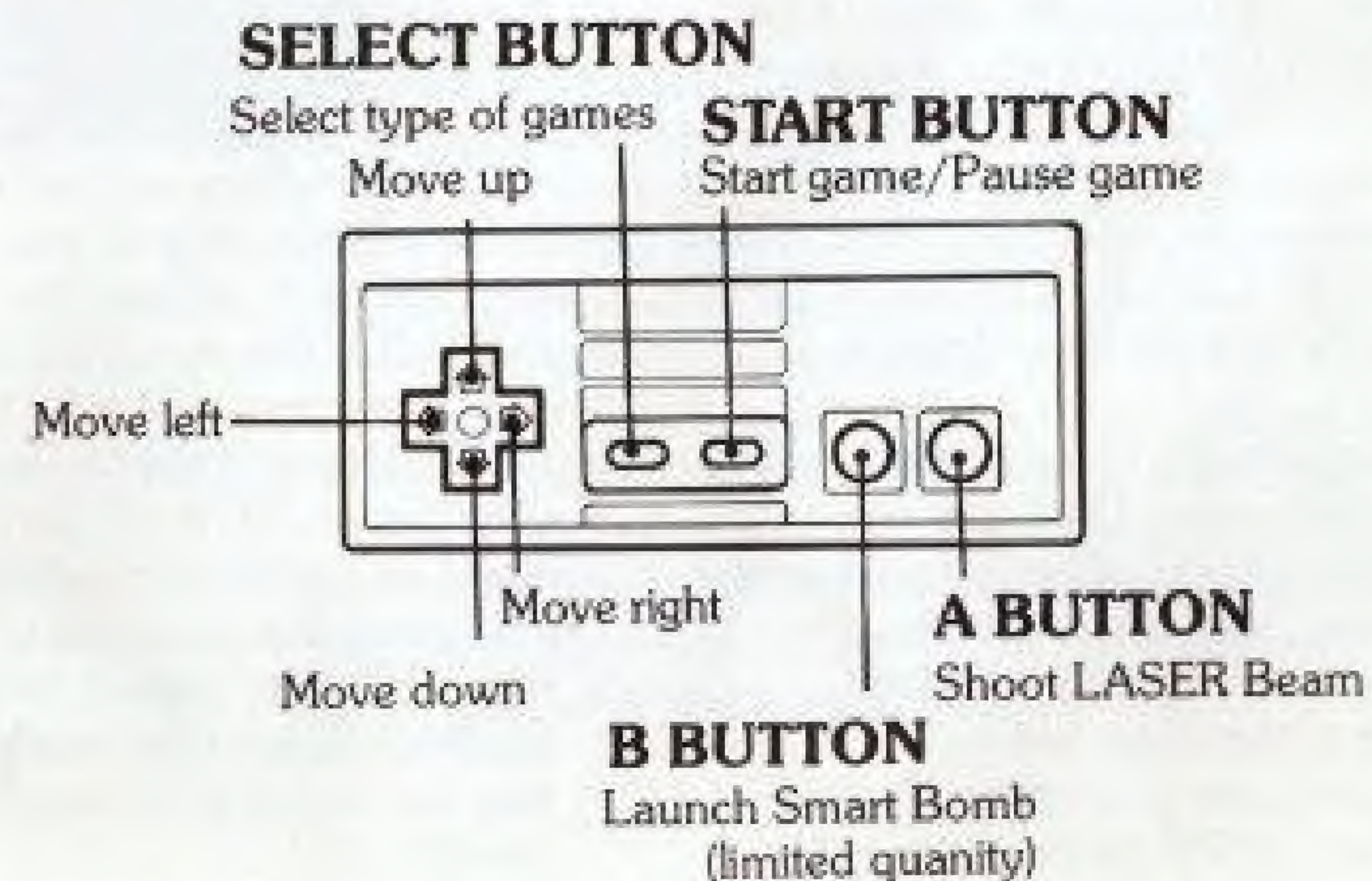
THE STORY	3
HOW TO USE THE CONTROLLER .	4
HOW TO PLAY	5
PLAYING TIPS	6
CHARACTERS	7

THE STORY

Star date 7211, the distant planet, Ligaras, is being attacked by alien marauders. The residents of Ligaras are being abducted and turned into mutants. You as the top gun of the Defender team, must save those people. The aliens are mean and vicious. You must fight with Landers, Mutants, Yllabian Space Guppys, and more. There is a special gate in each screen which you can warp into the other side of the planet. You meet more enemies there to fight. You are the only one who can save the planet, battle with aliens at the speed exceeding the speed of light, in dark unknown space.



HOW TO USE THE CONTROLLER




HOW TO PLAY

Insert the game pak into your NES, and turn on your computer. Use the SELECT BUTTON to choose a one- or two-player game. Game A is for the beginner and game B is for the expert. If you want to pause the game, press the START BUTTON after the game started. Press again to resume the game. Use the pad to move your spaceship to the direction you wish. Press A BUTTON to shoot the LASER beam and B BUTTON to launch the smart bombs.

You start out with three spaceships and five smart bombs. The Laser beam is unlimited. On the upper left corner of the screen, you see your score, the number of ships remain, and the number of the smart bombs left. You must maneuver your spaceship and shoot the LASER beam at the aliens.

use smart bomb to clear all the aliens in screen at once. But remember, you only have limited number of bombs. You also must save the resident being abducted by shooting the enemies. When you see the sparkling square on the screen, it is the gate to the other side of the planet. You may jump into the gate to get the other side, where you will encounter more enemies, or you may choose to stay and fight. To clear the wave, you must kill all the aliens, but some aliens may be neglected. It is for you to find out which alien may be neglected to clear the waves. If you do not kill all the aliens as quickly as possible, you may find yourself surrounded by more aliens than when you started. Use your smart bomb and warp gate wisely. Well, it is time for you to go to save the planet, Good luck!



PLAYING TIPS

You will be traveling at very high speed, so try not run into aliens. You must remember, that using warp gate and getting to the other side will not save you from fighting with aliens. You may encounter enemies, which may be tougher than the one you were fighting. Using the smart bomb is nice, but remember you only have five to begin with. Try to save residents from being abducted, each saved resident will give you the bonus points. You may find yourself in the situation where you are surrounded by many aliens, even though you thought you cleared them all. Don't panic, start fighting with the closer alien, then work your way out. If it does not help, use a smart bomb.

CHARACTERS

DEFENDER-your spaceship

RESIDENT-defenseless,
save them for bonus points

SMART BOMB-destroy all
the enemies on a screen

MUTANTS-dumb, but get
vicious when they eat residents

GUL MUTANTS-mean
mutants, chases you around

BAITERS-appear if you take
too long to finish off a wave

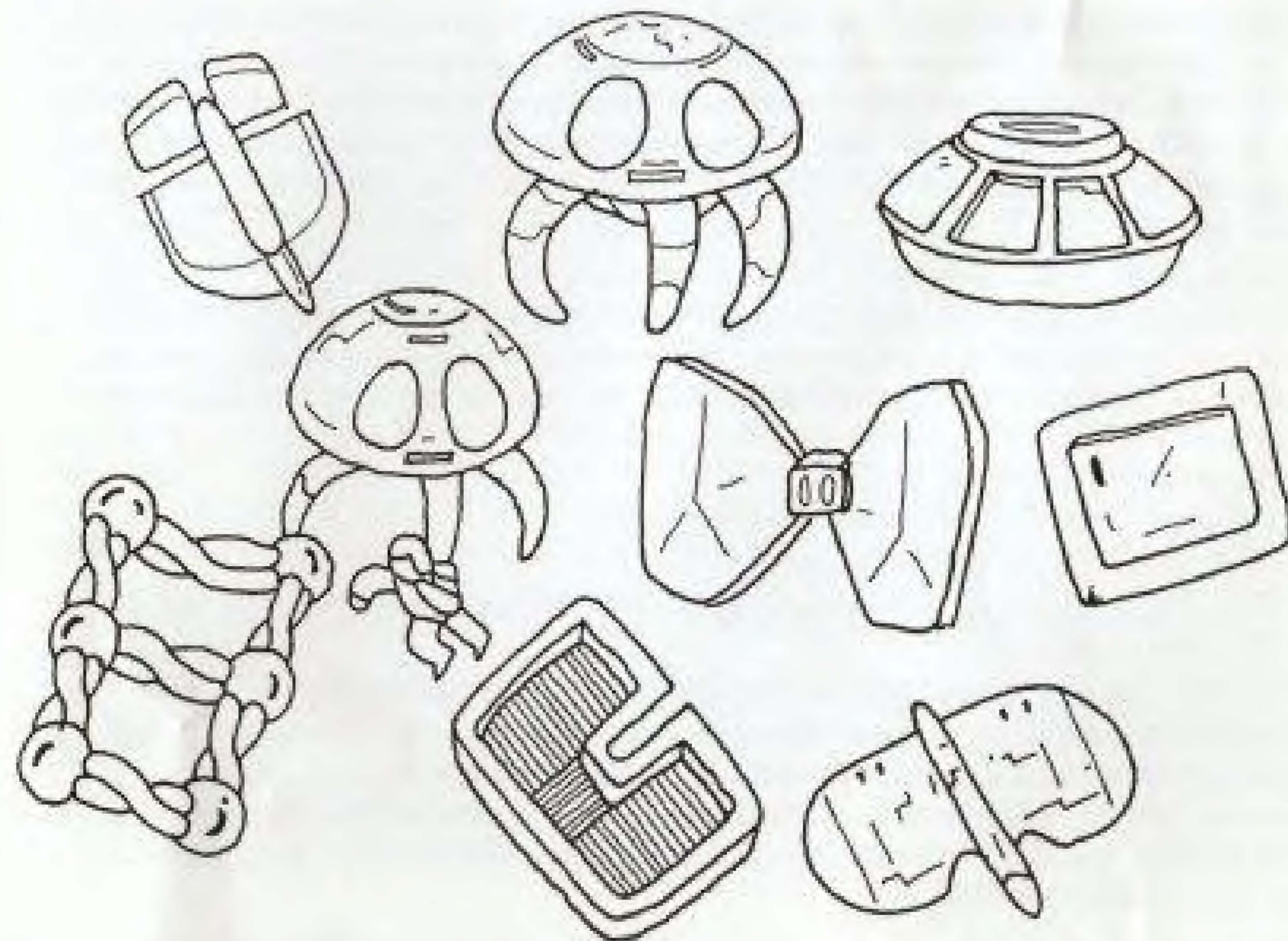
PODS-bob around like
bouncing balls

DYNAMOS-cubic creatures
that swirl around the heavens
above the planet surface

YLLABIAN SPACE GUPPYS
-mindless puppets

FIREBOMBERS-treacherous

PHREDS-nasty creatures



COMPLIANCE WITH FCC REGULATIONS

This equipment generates and uses radio frequency energy and if not installed and used properly, that is, in accordance with the manufacturer's instructions, may cause interference to radio and television reception. It has been type tested and found to comply with the limits for a Class B computing device in accordance with the specifications in Subpart J of Part 15 of FCC Rules, which are designed to provide reasonable protection against such interference in a residential installation. However, there is no guarantee that interference will not occur in a particular installation. If this equipment does cause interference to radio or television reception, which can be determined by turning the equipment off and on, the user is encouraged to try to correct the interference by one or more of the following measures:

- Reorient the receiving antenna
- Relocate the NES with respect to the receiver
- Move the NES away from receiver
- Plug the NES into a different outlet so that computer and receiver are on different circuits.

If necessary, the user should consult the dealer or an experienced radio/television technician for additional suggestions. The user may find the following booklet prepared by the Federal Communication Commission helpful:

How to Identify and Resolve Radio-TV Interference Problems. This booklet is available from the U.S. Government Printing Office, Washington, D.C. 20402, Stock No. 004-000-00345-4.

HAL AMERICA, INC. LIMITED WARRANTY

Hal America, Inc., (HAL) warrants to the original purchaser of this HAL software product that the medium on which this computer program is recorded is free from defects in materials and workmanship for a period of ninety (90) days from the date of purchase. This HAL software program is sold "as is," without express or implied warranty of any kind, and HAL is not liable for any losses or damages of any kind resulting from use of this program. HAL agrees for a period of ninety (90) days to either repair or replace, at its option, free of charge, any HAL software product, postage paid, with proof of date of purchase, at its Service Center.

This warranty is not applicable to normal wear and tear. This warranty shall not be applicable and shall be void if the defect in the HAL software product has arisen through abuse, unreasonable use, mistreatment or neglect. THIS WARRANTY IS IN LIEU OF ALL OTHER WARRANTIES AND NO OTHER REPRESENTATIONS OR CLAIMS OF ANY NATURE SHALL BE BINDING ON OR OBLIGATE HAL. ANY IMPLIED WARRANTIES APPLICABLE TO THIS SOFTWARE PRODUCT, INCLUDING WARRANTIES OF MERCHANTABILITY AND FITNESS FOR A PARTICULAR PURPOSE, ARE LIMITED TO THE NINETY (90) DAY PERIOD DESCRIBED ABOVE. IN NO EVENT WILL HAL BE LIABLE FOR ANY SPECIAL, INCIDENTAL, OR CONSEQUENTIAL DAMAGES RESULTING FROM POSSESSION, USER OR MALFUNCTION OF THIS HAL SOFTWARE PRODUCT.

Some states do not allow limitations as to how long an implied warranty lasts and/or exclusions or limitations of incidental or consequential damages so the above limitations and/or exclusions of liability may not apply to you. This warranty gives you specific rights, and you may also have other rights which vary from state to state.